

# North Aurora Police Department



## 2008 Annual Report

Thomas J. Fetzer  
Chief of Police



## MESSAGE FROM THE CHIEF OF POLICE

March 18, 2009

Honorable John Hansen  
Honorable Members of the  
Village Board of North Aurora

Re: 2008 Annual Report of the North Aurora Police Department

Dear Board Members:

I submit for your review our department's 2008 Annual Report. Some highlights from this report are:

- Our Part 1 Total Crime Index is down 20.1% from 2007.
- Our Part 1 Total Crime Index arrests are up 27.8% over 2007.
- Our total arrests are up 20.8% over 2007.
- Calls for service and case reports are down 1.9% and 7.3% from 2007.

2008 saw many changes in our world. With the economic downturn our department looked into different ways to use our funds more efficiently. One way we did this was to develop and implement a career development program for our officers. This program enables us to track individual officer's and our department's training needs to ensure that required training needs are met and that superfluous training is eliminated. This program uses the DARM (FileMaker) system to track training requests, approval and costs.

In 2008 we identified an issue with overtime costs associated with officers being held over due to late calls for service. We implemented an early car system in which one of the 3 officers assigned to work a shift start one hour earlier than normal. In a quick comparison between the first 10 weeks of 2008 and 2009 our overtime costs in this category are down 30.32%. After deducting grant reimbursements from our overall overtime budget in 2008, I find that we spent \$14,589.41 more in overtime than in 2007. I will point out that the Wild Orchard Restaurant criminal investigation and arrests accounted for \$10,722.93 of this amount. This was due to the simultaneous search warrants that needed to be served and the 24/7 guarding of the restaurant while we removed the stolen equipment from the building. This process took several days to complete.

Our 2007 department records study recommended many changes and that additional staff be added to the records section to keep up with the large amount of paperwork generated by our officers. Budget constraints prevented us from hiring additional records staff so we implemented changes to how records are processed within our database software. While these changes prevent us from utilizing our databases to their fullest potential, we are still complying with all applicable state laws.


We also postponed purchasing a number of items that had been approved in our current budget. While these items are necessary to improve our services they are not mission critical and can be postponed to better times.

In 2008 we made numerous improvements to our website. We've added a form that citizens can report traffic issues and request extra patrol. We took over the Do Not Solicit List and added that form to the

website so our citizens can download it. We also took over the Block Party permit process, revised the form and had it placed onto the website for download.

2008 saw much work in planning the new facility and we are anxiously waiting for construction to begin. With the opportunities our new station will bring, we will continue to examine our policies and procedures to look for new ways to improve our services to the community. We look forward to working with you all this year.

Respectfully submitted,

A handwritten signature in black ink that reads "Thomas J. Fetzer". The signature is written in a cursive style with a large, stylized 'T' and 'F'.

Thomas J. Fetzer  
Chief of Police

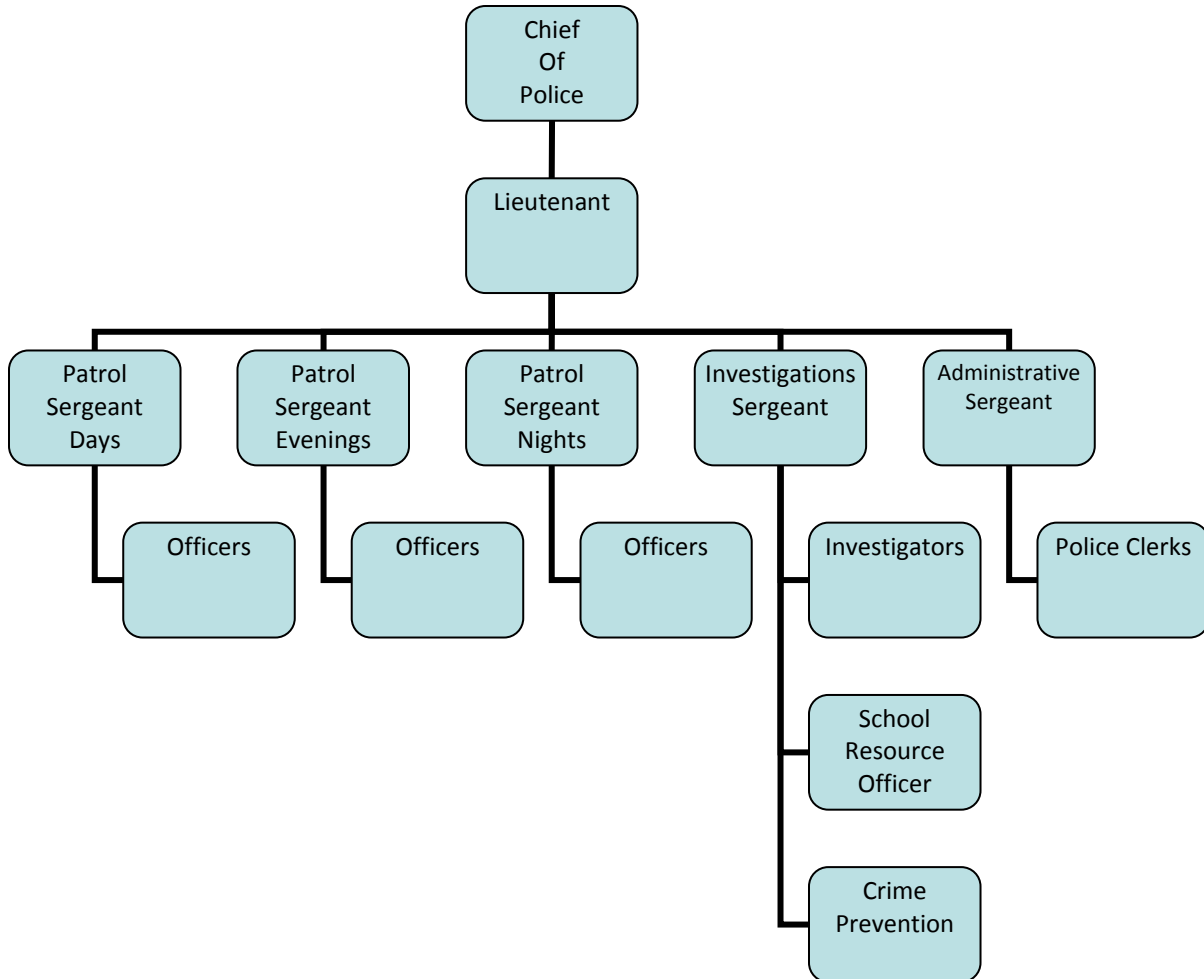


## TABLE OF CONTENTS

Department Organizational Chart	Page 5
Part I Crime/Arrest Comparisons	Page 6 – 9
DUI Arrests / Traffic Crashes / Traffic Enforcement Comparisons	Page 10
Calls for Service / Case Reports / Alarm Response	Page 11
Prisoners Held	Page 12
Investigations	Page 13
Crime Prevention / Community Policing	Page 14 – 15
Training	Page 16
Grants / Fees Received	Page 17
Awards & Recognitions	Page 18



## DEPARTMENT ORGANIZATIONAL CHART



### Authorized Department Personnel

Full Time Staff: 30 Authorized Sworn Personnel  
(29 on current roster)  
2 Civilian Personnel

Part Time Staff: 2 Civilian Personnel

On Call Staff: 7 Jailers

School Crossing Guards: 6 crossing monitors – 3 positions



## PART I CRIME / ARREST COMPARISONS

The Illinois Uniform Crime Reporting (I-UCR) Program was developed in 1971 and implemented on January 1, 1972. The Illinois State Police was given the responsibility to act as the central repository for crime statistics. Reporting crime statistics is mandated by Chapter 20 of the Illinois Compiled Statutes, 2630/8. The Village of North Aurora is required to report I-UCR statistics each year.

The following data focuses primarily on what is known as the Crime Index. The eight crime categories that make up this index provide an indication of the extent serious crime occurs in North Aurora. Four of the eight crime index categories collected by the I-UCR Program are violent crimes against persons including murder, criminal sexual assault, robbery, and aggravated assault/battery (including attempted murder and ritual mutilation). The remaining four categories are crimes against property including burglary, larceny/theft (including burglary from a motor vehicle), motor vehicle theft, and arson.

The crime rate indicates the prevalence of crime occurring across a given population. It is generally defined as the total number of index crimes per 100,000 inhabitants and is calculated as follows:

$$\frac{\text{Crime Index Count} \times 100,000}{\text{Jurisdictional Population}} = \text{Crime Rate}$$

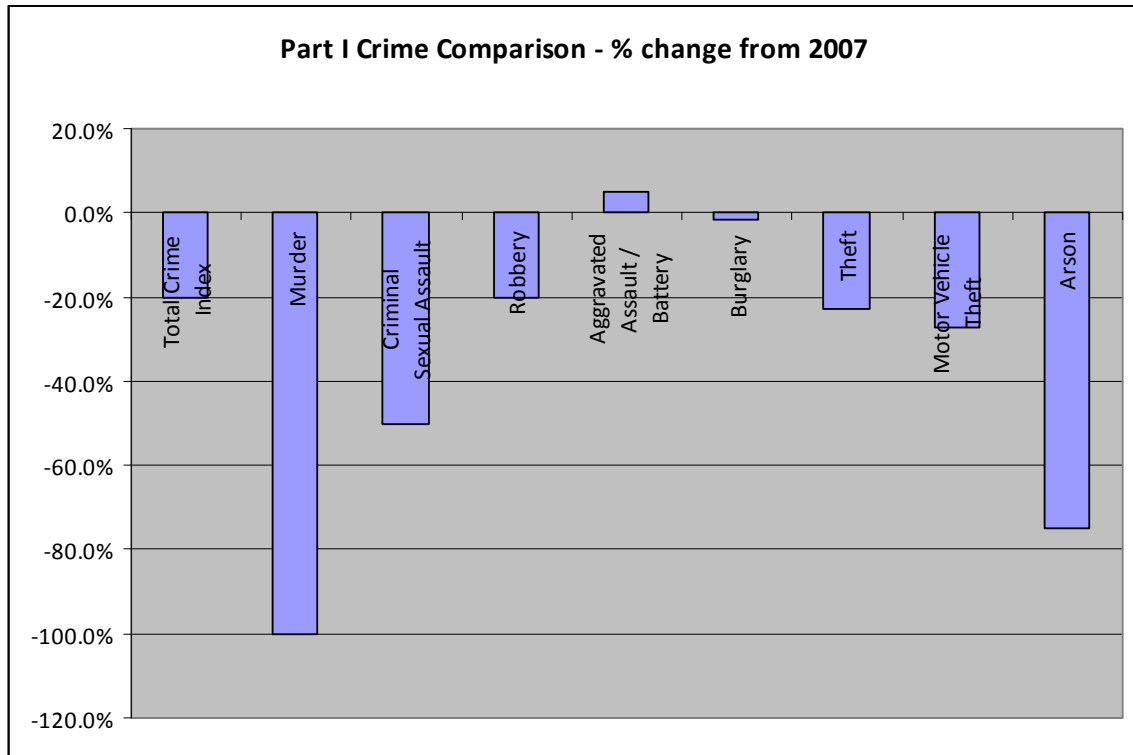
The percent change indicates the increase or decrease of the volume of data represented.

$$\frac{\text{Current Figure} - \text{Previous Figure}}{\text{Previous Figure}} \times 100 = \text{Percent Change}$$



## PART I CRIME / ARREST COMPARISONS

North Aurora's crime rate for 2008 has dropped significantly. The chart that follows graphically displays the 2007/2008 comparison.



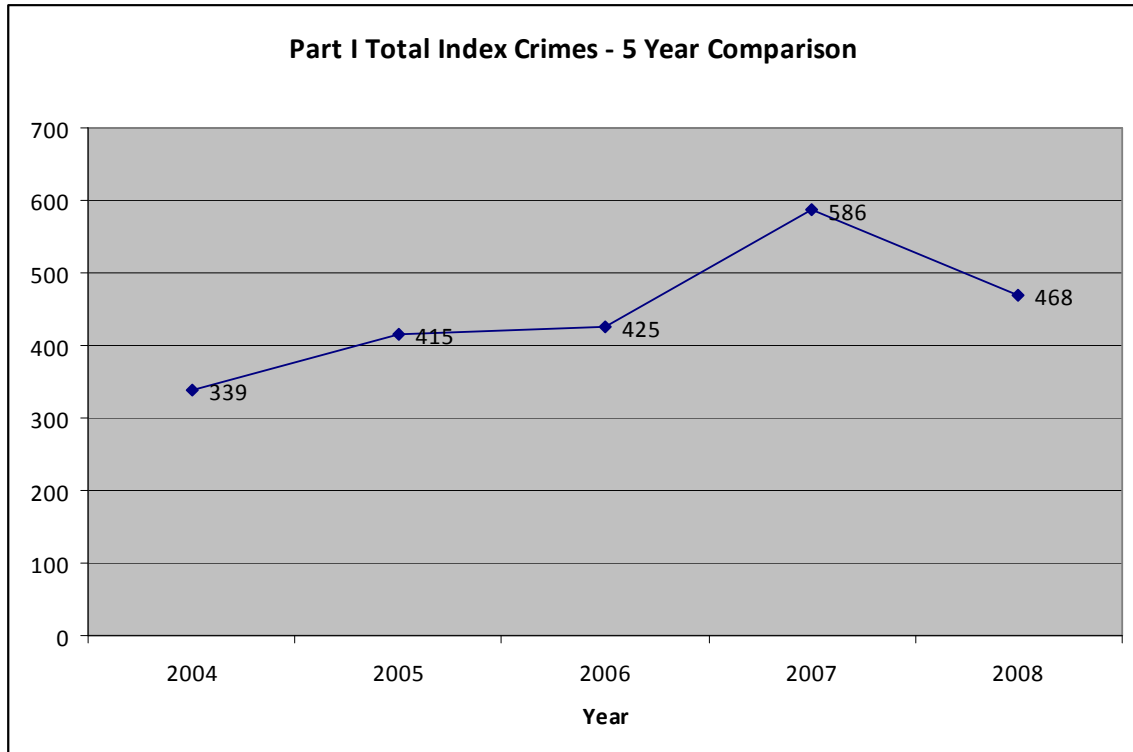
Year	Population	Rate per 100,000	Total Crime Index	Murder	Criminal Sexual Assault	Robbery	Aggravated Assault / Battery	Burglary	Theft	Motor Vehicle Theft	Arson
2008	15,893	2,944.7	468	0	4	4	42	57	351	8	2
2007	15,893	3,687.2	586	1	8	5	40	58	455	11	8
% Change	0.0%	-20.1%	-20.1%	100.0%	-50.0%	-20.0%	5.0%	-1.7%	22.9%	-27.3%	75.0%

You will note that Aggravated Assault / Battery offenses increased by two this year. Approximately 1/3 of the 42 offenses reported occurred at one of the three alternative education schools in North Aurora.



## PART I CRIME / ARREST COMPARISONS

The chart below demonstrates our total number of index crimes for each of the last 5 years. In 2007 we had a spike in total crimes attributed to the opening of our new retail establishments.



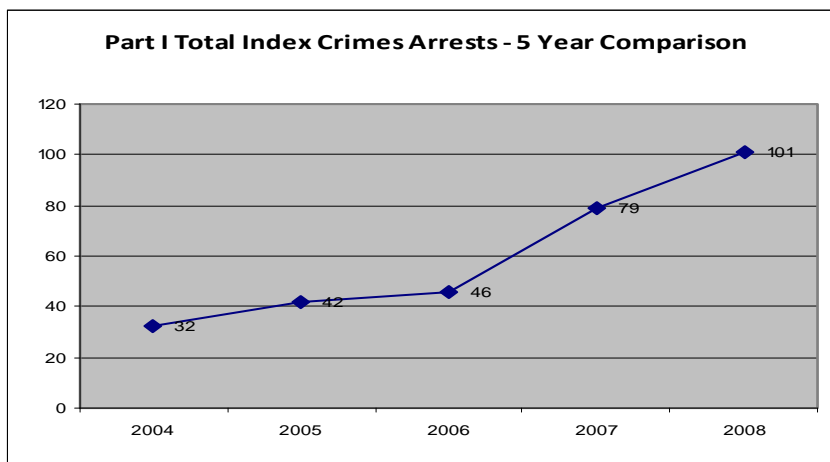
Our total index crimes are down 20.1% from last year.



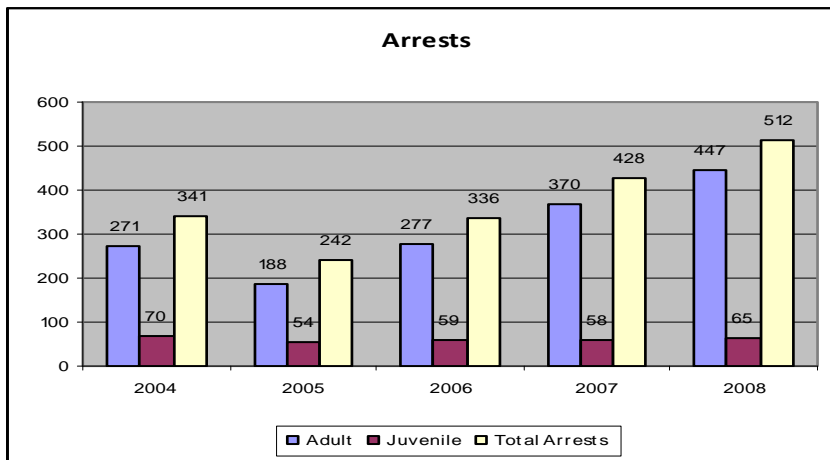
## PART I CRIME / ARREST COMPARISONS

Our 2008 total index crime arrests were up 27.8% over 2007 totals.

Year	Population	Rate per 100,000	Total Crime Index	Murder	Criminal Sexual Assault	Robbery	Aggravate d Assault / Battery	Burglary	Theft	Motor Vehicle Theft	Arson
2008	15,893	635.5	101	0	0	3	16	4	76	2	0
2007	15,893	497.1	79	0	1	1	14	0	63	0	0
% Change	0.0%	27.8%	27.8%	N/C	-100.0%	200.0%	14.3%	400.0%	20.6%	200.0%	N/C



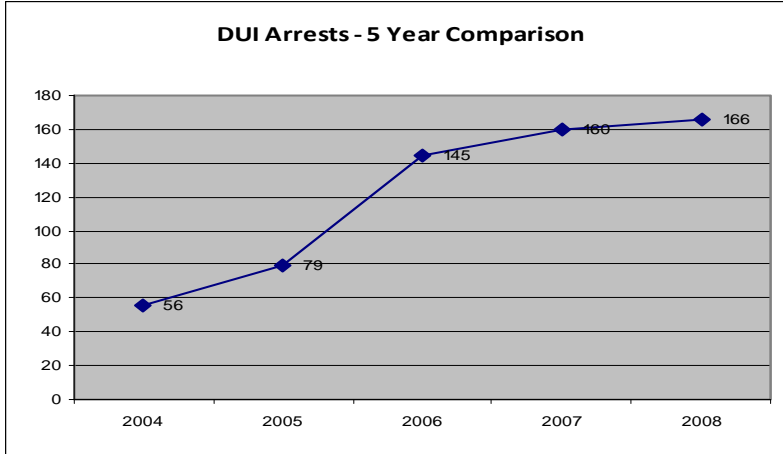
This chart represents the total number of Part 1 Crime arrests over the past five years.



This chart represents the total number of arrests made in 2008. It includes DUI arrests shown on Page 10. Warrant arrests (176) are not shown.

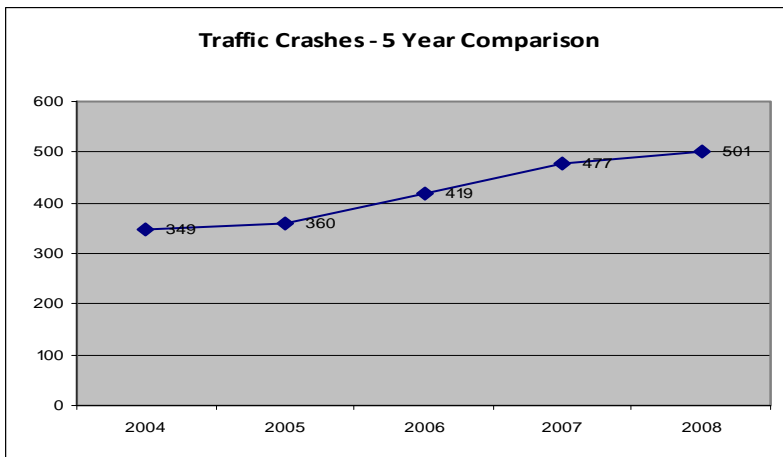


## DUI ARRESTS / TRAFFIC CRASHES / TRAFFIC ENFORCEMENT 5 YEAR COMPARISON

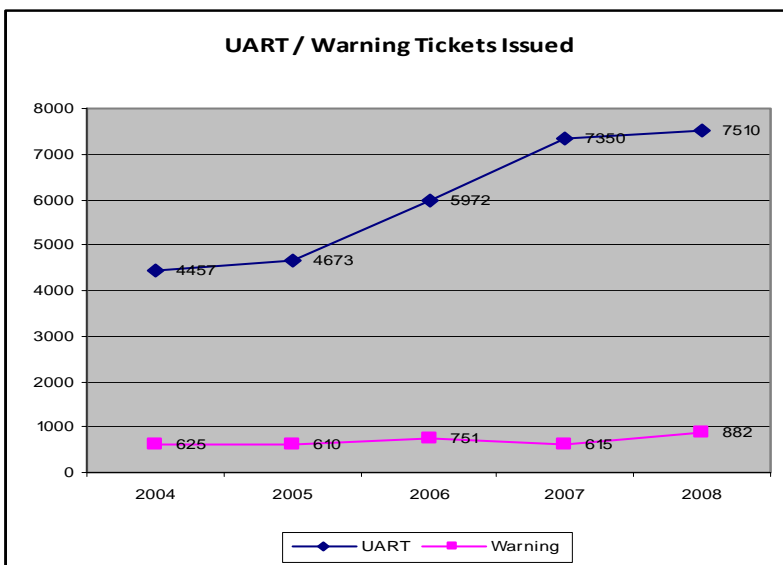


The Department continues its emphasis on impaired driver enforcement. Our DUI arrests went up 6 this year for a total of 166 arrests, a 3.8% increase.

Many of our DUI patrols were funded by various grants from the Illinois Department of Transportation and the Kane County DUI Task Force.



Traffic crashes increased by 24 to a total of 501. This number includes both private property crashes and those that occur on public roadways. This represents a 5% increase over last year.

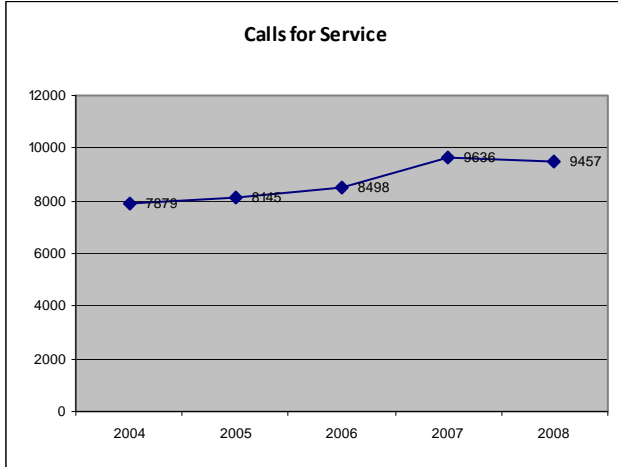


Traffic citations (UART) increased 2.2% last year, up to 7,510 issued. In addition, 882 written warnings were handed out.

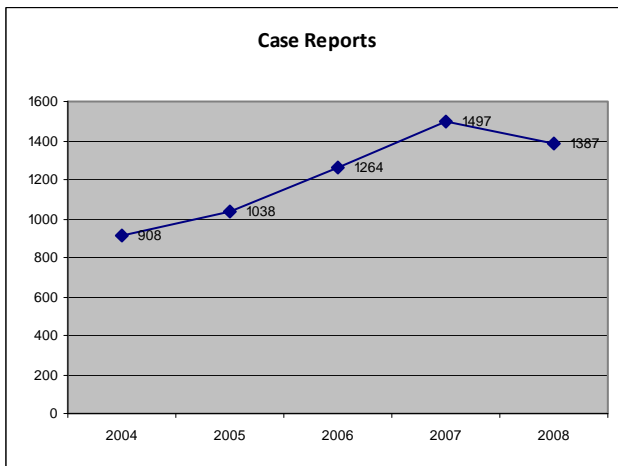
Officers conducted 186 separate traffic enforcement details throughout the village in response to citizen complaints. The most common complaint was for speeding.



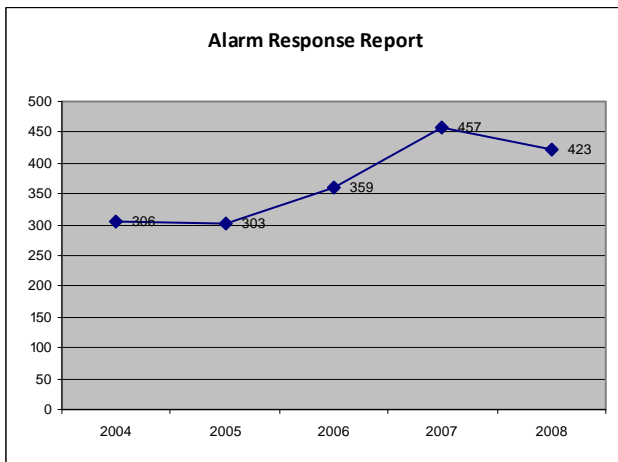
## CALLS FOR SERVICE / CASE REPORTS / ALARM RESPONSE



The North Aurora Police Department responded to 9,457 calls for service this past year. This number represents a 1.9% decrease from 2007.



Case reports taken dropped 110 reports from 2007. This represents a 7.3% decrease from last year.

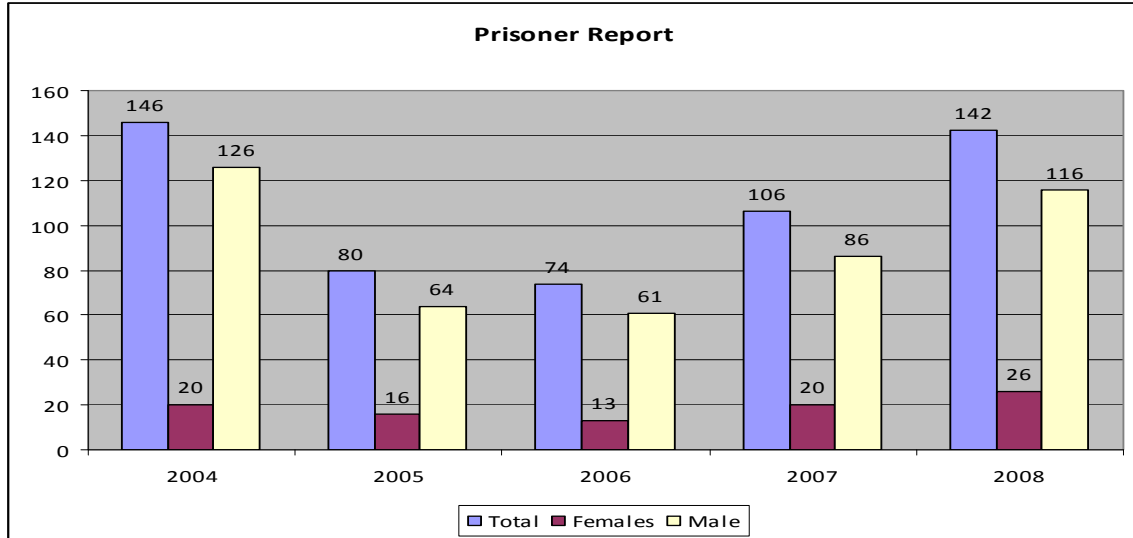


In 2008, there were 423 alarm calls. There were no "true" alarms in 2008. Of the 423 calls, 357 were chargeable under our current ordinance. This represents a 12.3% decrease from 2007.

In 2008 we collected approximately \$3,800.00 in false alarm fees.

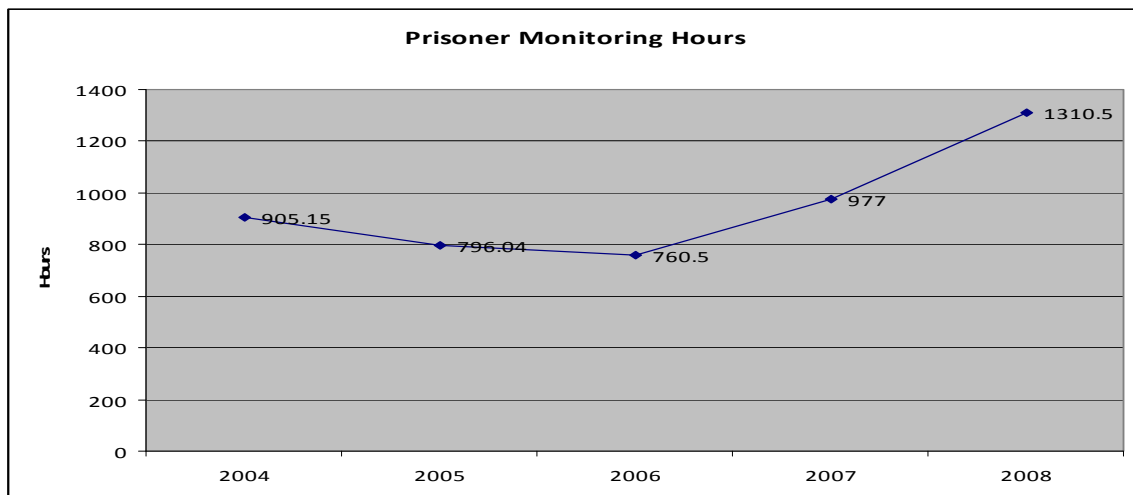


## PRISONERS HELD



In 2008 the Department was required to temporarily house 142 adult prisoners in our holding facilities. This number only represents the number of individuals that were required to be held for a period of time long enough to place them into a holding cell. Officers do not place prisoners into cells if they have bond with them or can obtain it in a reasonable amount of time.

Juvenile arrests are not included in this figure since the North Aurora Police Department does not have suitable juvenile holding facilities. Juveniles are either released to the parents or immediately transported to the Kane County Juvenile Justice Center.



Prisoners are normally monitored by civilian personnel. In the event no civilians are available, officers are then utilized for this purpose. In 2008, civilian staff (part-time jailers) monitored prisoners 429 hours, police clerks monitored them for 827.75 hours and officers worked the jail a total of 53.75 hours. Prisoners were present in our lock-up for 1,310.5 hours in 2008. This represents a 34.1% increase over 2007.



## INVESTIGATIONS

Investigators are primarily responsible for follow-up work on cases assigned to them, to assist patrol officers with preliminary investigations when requested, and to collect and process evidence at crime scenes. The following are highlights of the accomplishments of the Investigations Division in 2008:

- In 2008 a total of 1387 case reports were filed with the North Aurora Police Department. From that total 221 were assigned for investigative follow up. The number of cases investigated is down slightly from 2007. This decrease could be attributed to the fact that in 2007 NAPD took 166 burglaries from motor vehicle reports. In 2008 the number of reported car burglaries was 101.
- In February 2008, the Investigations Division received a tip that the persons attempting to open a restaurant in North Aurora may be involved in criminal activity. A subsequent investigation into the two business owners resulted in search warrants being executed at the suspect's residence as well as the Wild Orchard Restaurant in North Aurora. The restaurant was shut down and the two owners were arrested and charged. The male suspect, Jim Karonis was sentenced to 8 years confinement, the female Denise Fardelos was sentenced to probation.
- In December 2008 the Investigations division received a tip regarding a convicted felon that had broken into an unoccupied house in North Aurora and stolen numerous items along with several firearms. A search warrant was executed at the suspect's residence and all of the firearms were recovered. The suspect Michael Kovac was arrested and charged with Residential Burglary. The suspect agreed to a plea bargain and was sentenced to 6 years confinement.

The following is a summary of the Investigations Division results:

	<u>2004</u>	<u>2005</u>	<u>2006</u>	<u>2007</u>	<u>2008</u>
<b>Total Investigations Caseload for year</b>	<b>271</b>	<b>204</b>	<b>207</b>	<b>254</b>	<b>221</b>
<b><u>Final dispositions assigned:</u></b>					
Cleared <i>Arrest, Referral to outside agency, or missing person found</i>	49 20.8%	32 17.9%	48 26.2%	73 32.9%	57 31.3%
Exceptionally Cleared <i>Victim refused to cooperate or Prosecution declined</i>	25 10.6%	28 15.6%	41 22.4%	25 11.3%	39 21.4%
Unfounded <i>No crime occurred within NAPD jurisdiction</i>	21 8.9%	8 4.5%	21 11.5%	16 7.2%	20 11.0%
Administratively Closed <i>Insufficient leads</i>	141 59.7%	111 62.0%	73 39.9%	108 48.6%	66 36.3%
<b>Total final dispositions</b>	<b>236</b>	<b>179</b>	<b>183</b>	<b>222</b>	<b>182</b>
<b><u>Cases still in progress</u></b> <i>Open, On Hold, or Suspended</i>	<b>35</b>	<b>25</b>	<b>24</b>	<b>32</b>	<b>39</b>



## CRIME PREVENTION / COMMUNITY POLICING

We believe that the best way to prevent crime is to promote public awareness of crime risks and the actions that individual citizens can take to reduce or remove those risks. In keeping with this philosophy, we offer the following highlights from our 2008 crime prevention activities:

### On-Going Programs

**C.O.P. (Community On-Line Patrol) BYTES Program.** This program continues to be a good resource for communication between residents and the department. It is so popular that we added it to the Village website. This program offers information on what crimes are occurring in each district, along with some crime prevention tips. It also lists information on local school and community events. Each week additional residents subscribe to this service.

**Too Good For Drugs.** This program was investigated to determine if it would fulfill our needs more effectively than the DARE program we once taught. This is the second school year we've taught this program with great success. The benefit of this program is that it builds five essential life skills: goal setting, decision making, bonding with pro-social others, identifying and managing emotions, and communicating effectively. The program also teaches the harmful effects of drugs and effectively builds a strong rapport between our officers and students. It's taught to the 5<sup>th</sup> grade students at Fearn, Goodwin and Schneider Schools. Program success is measured through a pre and post test. We receive good feedback concerning this program from parents, teachers and students.

**Neighborhood Watch.** Over 831 North Aurora households in 43 separate areas are currently involved with Neighborhood Watch.

**National Night Out.** Each year we promote this program as a way for neighbors to go outside and get involved with each other. Every year we attempt to have McGruff and the district officer stop by neighborhoods that have requested an appearance. We show off our equipment and interact with anyone present.

**Southern Kane County TRIAD.** This cooperative effort between law enforcement, social agencies and senior citizens groups provides a bridge between Kane County criminal justice agencies as we work together to reduce victimization of senior citizens. Through TRIAD, we provided safety presentations and a training session on medical waste disposal. This program was aimed at how to safely dispose of expired or unused medication.

**Child Safety Seat Inspections.** In 2008 the North Aurora Police Department had 6 Certified Child Safety Seat Technicians to assist our residents and others with the proper installation of their automotive child seats. We do installations by appointment throughout the year and held our annual North Aurora Days installation event. In 2008 we installed a total of 173 child safety seats.

**Child Safety Identification Cards.** In 2008 we partnered with the Kane County Sheriff's Department to offer free Child Safety IDs to all interested parents during our Child Safety Seat event held during North Aurora Day's. Over 150 Child Identification Cards were made and distributed during a 3-hour period.

**School Fun Fairs.** Approximately 1,000 North Aurora residents visited our fast pitch speed booth to show off their pitching skill, pick up free crime prevention literature and interact with officers. We participate at all 3 of our public elementary schools.



## CRIME PREVENTION / COMMUNITY POLICING

**Kane County Safe Kids.** In 2008 we continued our involvement with this program. This program's goal is to make children safer through educational presentations dealing with gun safety, fire safety, stranger safety, playground safety, shopping cart safety and pool safety. Throughout the year we participated in several events that included child safety seat inspections and child safety identification cards.

**Citizen's Police Academy.** From February through April we held a Citizen's Police Academy. This program is designed to enhance police/community relationships by providing our citizens an opportunity to learn in a "hands-on" environment, how police officers operate and why we "do what we do." This 10 week program was attended by 20 residents. This program is highly successful.

**Police Department Tours.** By providing tours of the police station to school groups, Cub and Girl Scout troops, and various other organizations we provide them with information on crime prevention and safety. In 2008 we provided several tours for middle school students regarding career development and related topics. We also provided a tour for a Jewel Middle School "CSI" program. During this tour we allowed students to lift fingerprints and taught them about crime scenes.

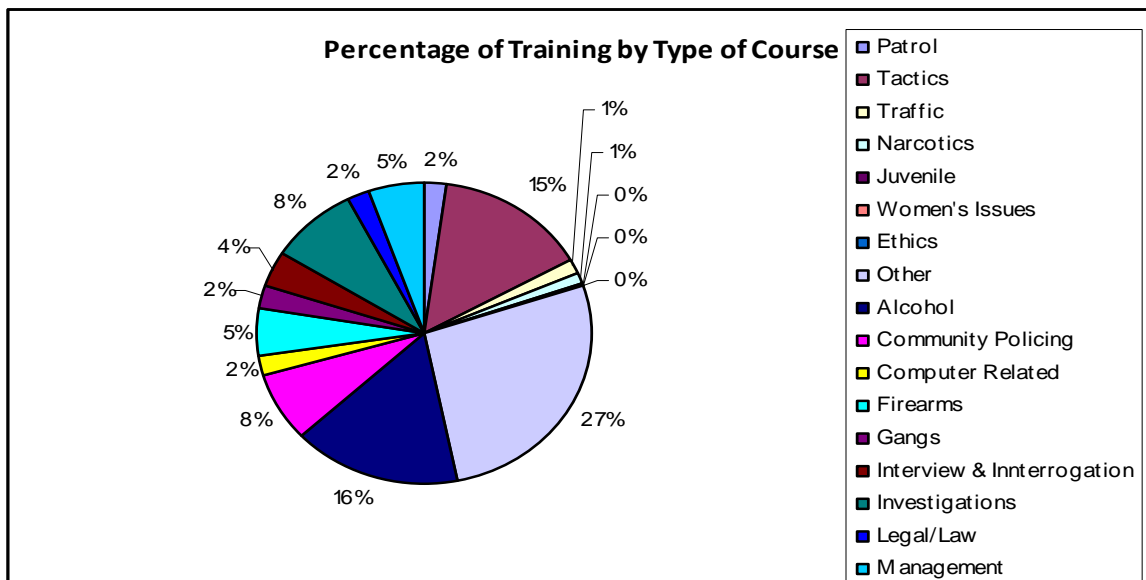
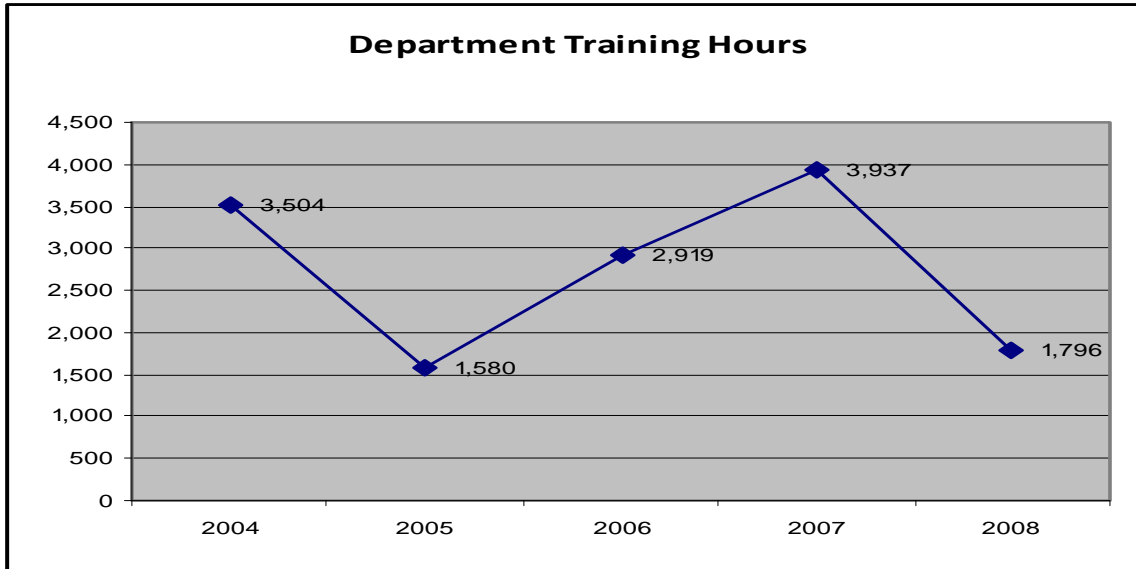
**Landlord Agreements.** We continue to maintain and expand this program. By working with landlords to identify problem tenants we can eliminate the criminal activity from ever occurring.

**Presentations.** Each year we receive many requests for customized presentations at our local schools, day care centers and various other businesses. These presentations allow us to build rapport with these various agencies/businesses.

**Home Security Surveys.** We continue to provide this service to our residents. This Crime Prevention Through Environmental Design (CPTED) survey includes touring the resident's property, checking windows, doors, locks and lighting. We offer tips to make the home safer and to reduce the risk of crime happening at their home.



## TRAINING



During 2008, full-time employees received 1,796 hours of training. This comes out to an average of 56.13 hours per employee. Each month, every officer completes a police law computer based training session. Periodic in-house firearms training and qualifications are not included in these figures.

In 2008, the department started a career development program which assists officers in meeting their long-term goals within the department. By doing this, the department can make sure officers are getting the continuous training needed to keep up to date for their assigned duties, and we can use our training dollars much more efficiently.

In 2008, all officers were certified in CPR. Officers also attended several hours of in-house defensive tactics training.



## GRANTS / FEES RECEIVED

Grant Funds Obtained	Amount Received
IDOT Traffic Grant	\$223.56
IDOT Traffic Grant	\$5,948.58
IDOT Traffic Grant	\$2,596.00
IDOT Traffic Grant	\$5,948.58
IDOT Traffic Grant	\$1,184.93
Kane County DUI Task Force Grant	\$3,500.00
Kane County DUI Task Force Grant	\$3,500.00
IDOT Traffic Grant	\$1,633.40
Kane County DUI Task Force Grant	\$3,000.00
IDOT Traffic Grant	\$6,103.59
IDOT Traffic Grant	\$8,418.58
IDOT Traffic Grant	\$2,293.83
IDOT Traffic Grant	\$2,293.83
IDOT Traffic Grant	\$2,228.72
Kane County DUI Task Force Grant - Equipment	\$6,000.00
<b>Total</b>	<b>\$54,873.60</b>

The above amount represents unanticipated grant funds awarded through-out the year.

Type	Price Per Hour	# Hrs. Worked	Amount Received
Service Pay	\$5.10	1653.5	\$8,432.85
Truck Permits			\$24,725.00
Alarm Fees			\$3,800.00
District 129 reimbursement			\$29,871.60
<b>Total</b>			<b>\$66,829.45</b>

Service Pay -- Our officers work "extra-duty" jobs at various businesses in town that have demonstrated a specific security need. The village charges a 12% fee to administer this program.

Truck Permits – This figure represents the amount of money we received in 2008 for truck permits. We are owed \$3,625.00 from various businesses that have not paid. We are seeking relief via the courts against those businesses.

Alarm Fees – This figure represents the amount of money received for too many alarm calls at a specific address.

School District 129 reimburses the Village for 50% of the wages for Ofc. Ithal during the school year, and the total cost of the crossing guard located at Oak St. and Juniper Dr.



## AWARDS & RECOGNITIONS

### IDOT DUI Enforcement Awards

Officer John Kerlin – 100 arrests  
Officer Chris Joswick – 75 arrests  
Officer Joe Gorski – 50 arrests  
Officer Mark Shillair – 25 arrests  
Sergeant Joe DeLeo – 25 arrests  
Officer Ryan Hooper – 25 arrests  
Officer Paul Ivanyi – 25 arrests  
Officer Ryan McKiness – 25 arrests  
Officer Michael Quinn – 25 arrests

### Alliance Against Intoxicated Motorists Awards

Officer John Kerlin  
Officer Ryan Hooper  
Officer Mark Shillair  
Officer Michael Quinn  
Officer Chris Joswick

### North Aurora Lions Club Officer of the Year

Officer Kristen Lohrstorfer

### Department Commendations

Officer Chris Joswick

### Letters of Appreciation

Officer Chris Joswick  
Officer Dan Cyko  
Investigator Paul Dilley  
Officer Robyn Stecklein  
Officer Bradley Brown  
Lieutenant Scott Buziecki  
Sergeant Travis Foltz  
Sergeant Steve Van Loan

### Perfect Attendance Awards

Officer Michael Quinn  
Officer Chris Joswick  
Officer Ryan McKiness  
Investigator Paul Dilley  
Officer Greg Manko  
Chief Thomas Fetzter  
Clerk Diane Smith

### North Aurora Mother's Club 2008 Commitment to Service Award

Officer Robyn Stecklein