

North Aurora Police Department



2009 Annual Report

Thomas J. Fetzer
Chief of Police



MESSAGE FROM THE CHIEF OF POLICE

March 23, 2010

Honorable Dale Berman
Honorable Members of the
Village Board of North Aurora

Re: 2009 Annual Report of the North Aurora Police Department

Dear Board Members:

I submit for your review our department's 2009 Annual Report. Some highlights from this report are:

- Our Part 1 Total Crime Index is down 12.4% from 2008.
- Our Part 1 Total Crime Index arrests are down 39.6% from 2008.
- Our total arrests are down 10.5% from 2008.
- Calls for service and case reports are down 13% and 7.1% from 2008.

2009 continued to be a tough year with the economy. We continue to explore ways of doing more with less. In 2009 we brought our fleet database module online with our DARM (FileMaker) system. We can now track mileage and repairs to each and every vehicle in our fleet, along with all equipment issued to that vehicle such as radars, radios, etc. Our gasoline usage is also tracked for each vehicle. In a typical month our squads fill-up more than 200 times. Under the old way of tracking gasoline usage the officer would record the fill-up on a paper form which was transferred to the Village Hall monthly. This data was then entered into a Microsoft Access database designed by our department. This double entry was a waste of valuable staff time. With our new tracking module we can now print out monthly reports showing use by vehicle number.

In 2009 we went live with our DARM system in our squads. Officers can now complete their daily activity reports and basic incident reports out in the field from their squad laptop. This allows our officers to remain on the street for longer periods of time and we have up to the minute access to their notes and reports as they enter them. This also means that officers do not have to radio a police clerk for a report number to give to a citizen, freeing up some of the clerk's time.

In 2009 we went live with our towed vehicle module. Towed vehicle information is entered into the database and a tow report is automatically sent to the appropriate tow agency. No paper records need be generated for us.


In 2009 we went live with our overweight truck permit tracking module. This is still a work in progress. We can track permit applications and permits issued, but are working toward "one button" billing and payment due reminders.

In 2009 we requested the board pass an ordinance regulating towing firms that remove vehicles from private property within our community. This ordinance was passed and implemented. There are currently 5 firms that have been issued permits. In late December one of those firms violated several sections of our ordinance. In a negotiated settlement they agreed to pay a \$500.00 fine and are on probation as this is written.

This report has also changed. We've added sections to show how much benefit time is used by the sworn staff, a breakdown of how overtime money is spent and fleet information detailing vehicles and total miles driven.

In 2009 we continued our work on the new facility; preparing for our upcoming grand opening in late 2010. We continue to revise our general orders and operating policies to take full advantage of the opportunities this new building will present. We look forward to working with you all this year.

Respectfully submitted,

A handwritten signature in black ink that reads "Thomas J. Fetzer". The signature is written in a cursive style with a large, stylized 'F'.

Thomas J. Fetzer
Chief of Police

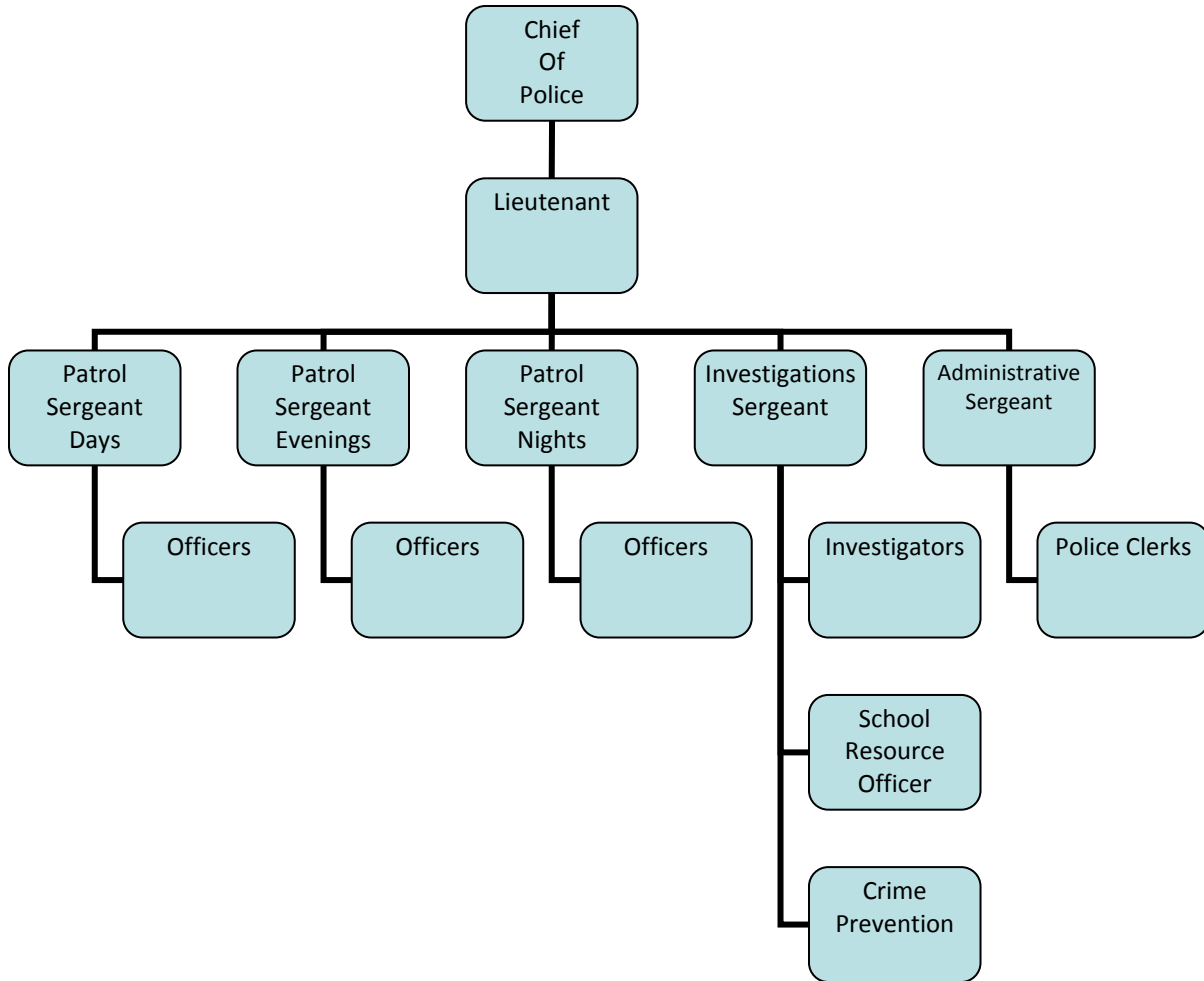


TABLE OF CONTENTS

Department Organizational Chart	Page 5
Part I Crime/Arrest Comparisons	Page 6 – 9
DUI Arrests / Traffic Crashes / Traffic Enforcement Comparisons	Page 10
Calls for Service / Case Reports / Alarm Response	Page 11
Prisoners Held	Page 12
Investigations	Page 13
Crime Prevention / Community Policing	Page 14 – 15
Training	Page 16
Grants / Fees Received	Page 17
Sworn Officers – Time Off Breakdown	Page 18
Overtime Pay	Page 19
Fleet Information	Page 20
Awards & Recognitions	Page 21



DEPARTMENT ORGANIZATIONAL CHART



Authorized Department Personnel

Full Time Staff: 30 Authorized Sworn Personnel
(29 on current roster)
2 Civilian Personnel

Part Time Staff: 2 Civilian Personnel

On Call Staff: 6 Jailers

School Crossing Guards: 6 crossing monitors – 3 positions



PART I CRIME / ARREST COMPARISONS

The Illinois Uniform Crime Reporting (I-UCR) Program was developed in 1971 and implemented on January 1, 1972. The Illinois State Police was given the responsibility to act as the central repository for crime statistics. Reporting crime statistics is mandated by Chapter 20 of the Illinois Compiled Statutes, 2630/8. The Village of North Aurora is required to report I-UCR statistics each year.

The following data focuses primarily on what is known as the Crime Index. The eight crime categories that make up this index provide an indication of the extent serious crime occurs in North Aurora. Four of the eight crime index categories collected by the I-UCR Program are violent crimes against persons including murder, criminal sexual assault, robbery, and aggravated assault/battery (including attempted murder and ritual mutilation). The remaining four categories are crimes against property including burglary, larceny/theft (including burglary from a motor vehicle), motor vehicle theft, and arson.

The crime rate indicates the prevalence of crime occurring across a given population. It is generally defined as the total number of index crimes per 100,000 inhabitants and is calculated as follows:

$$\frac{\text{Crime Index Count} \times 100,000}{\text{Jurisdictional Population}} = \text{Crime Rate}$$

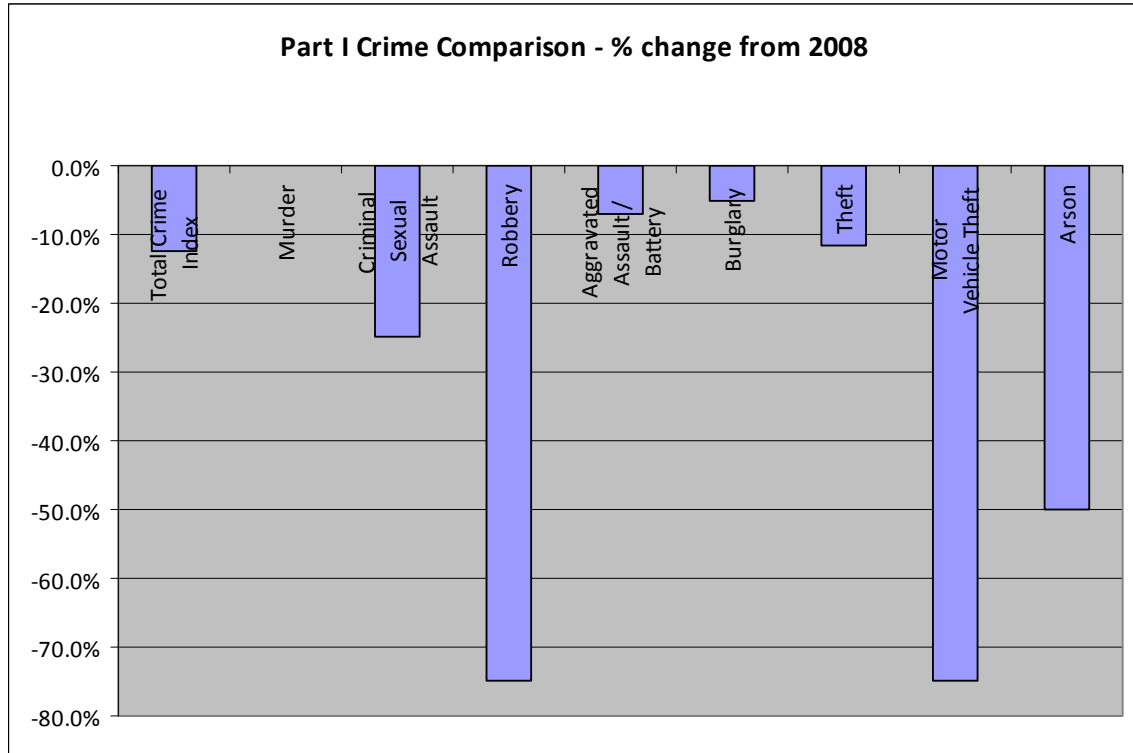
The percent change indicates the increase or decrease of the volume of data represented.

$$\frac{\text{Current Figure} - \text{Previous Figure}}{\text{Previous Figure}} \times 100 = \text{Percent Change}$$



PART I CRIME / ARREST COMPARISONS

North Aurora's crime rate for 2009 continues to drop. The chart that follows graphically displays the 2008/2009 comparison.

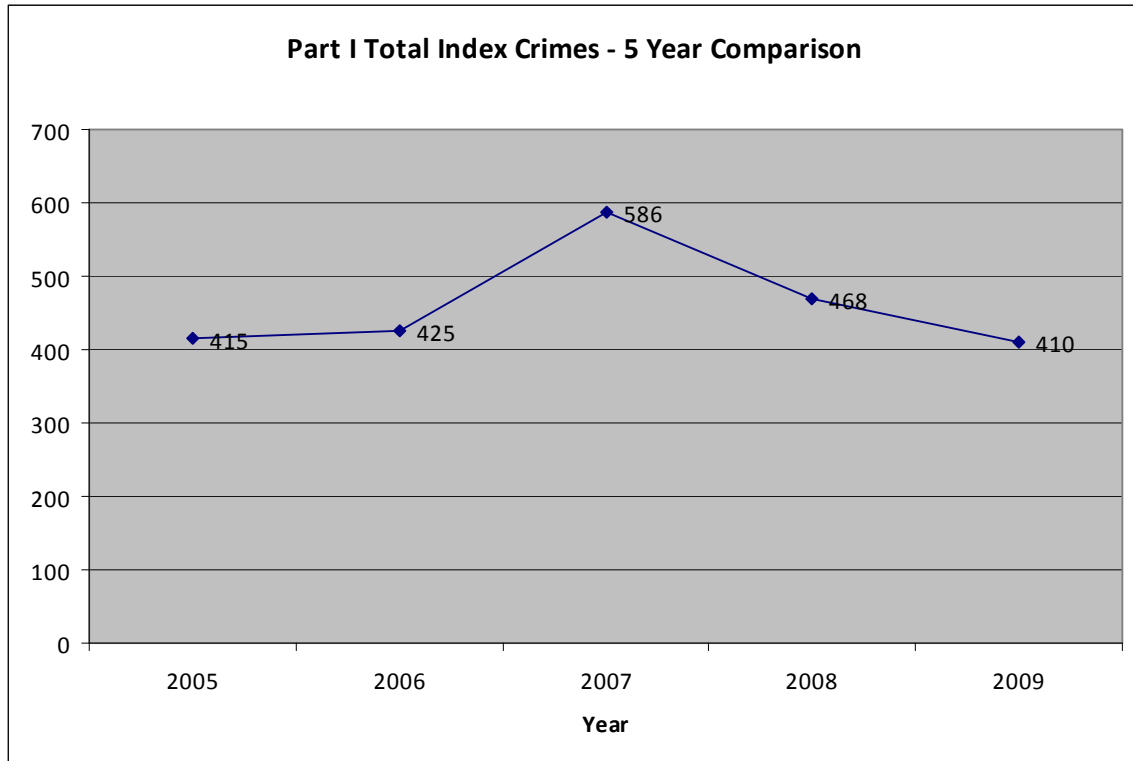


Year	Population	Rate per 100,000	Total Crime Index	Murder	Criminal Sexual Assault	Robbery	Aggravated Assault / Battery	Burglary	Theft	Motor Vehicle Theft	Arson
2009	15,893	2,579.8	410	0	3	1	39	54	310	2	1
2008	15,893	2,944.7	468	0	4	4	42	57	351	8	2
% Change	0.0%	-12.4%	-12.4%	0.0%	-25.0%	-75.0%	-7.1%	-5.3%	-11.7%	-75.0%	-50.0%



PART I CRIME / ARREST COMPARISONS

The chart below demonstrates our total number of index crimes for each of the last 5 years. In 2007 we had a spike in total crimes attributed to the opening of our new retail establishments.



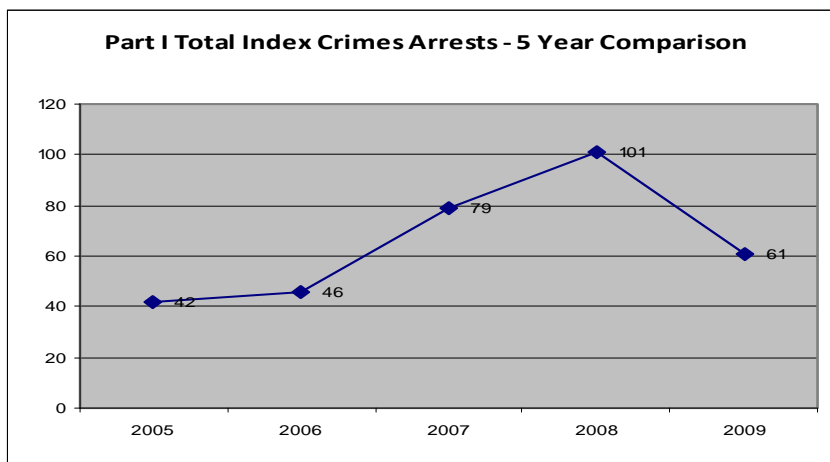
Our total index crimes are down 12.4% from last year.



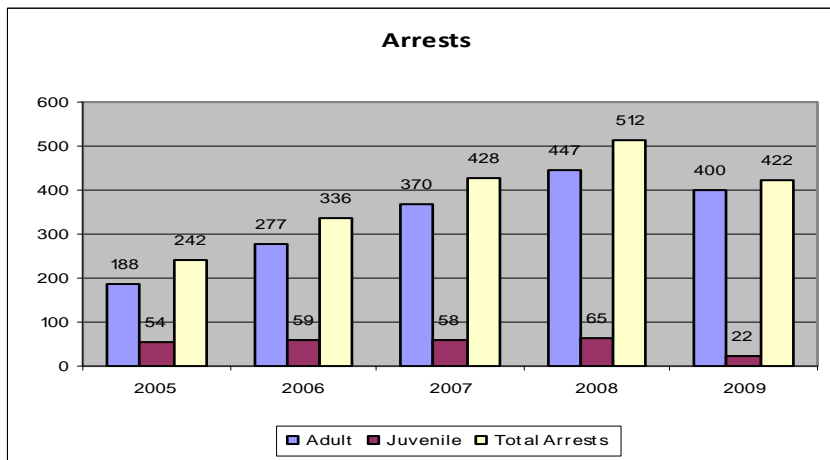
PART I CRIME / ARREST COMPARISONS

Our 2009 total index crime arrests were 39.6% under 2008 totals.

Year	Population	Rate per 100,000	Total Crime Index	Murder	Criminal Sexual Assault	Robbery	Aggravated Assault / Battery	Burglary	Theft	Motor Vehicle Theft	Arson
2009	15,893	383.8	61	0	0	0	13	0	48	0	0
2008	15,893	635.5	101	0	0	3	16	4	76	2	0
% Change	0.0%	-39.6%	-39.6%	N/C	N/C	-100.0%	-18.8%	400.0%	-36.8%	200.0%	N/C



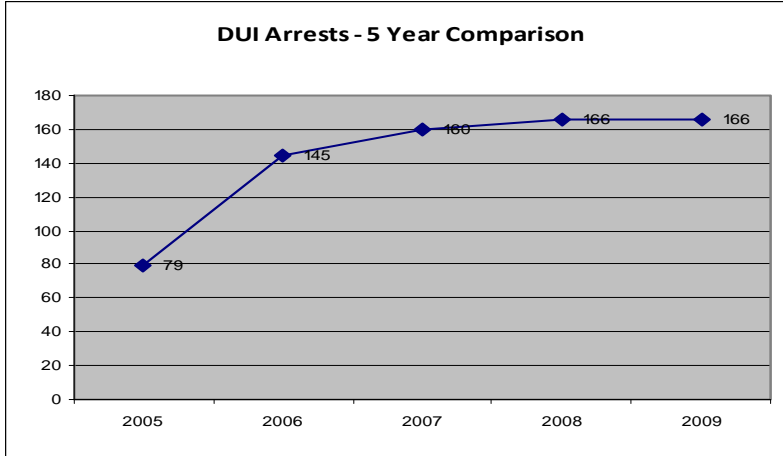
This chart represents the total number of Part 1 Crime arrests over the past five years.



This chart represents the total number of arrests made in 2009. It includes DUI arrests shown on Page 10. Warrant arrests are not shown.

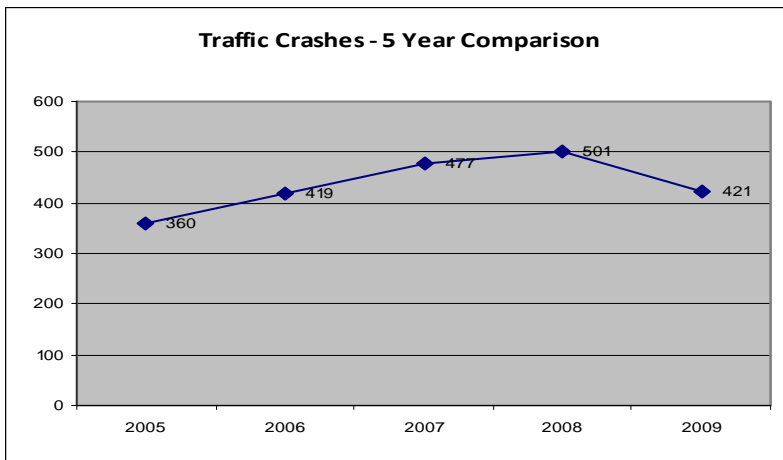


DUI ARRESTS / TRAFFIC CRASHES / TRAFFIC ENFORCEMENT 5 YEAR COMPARISON

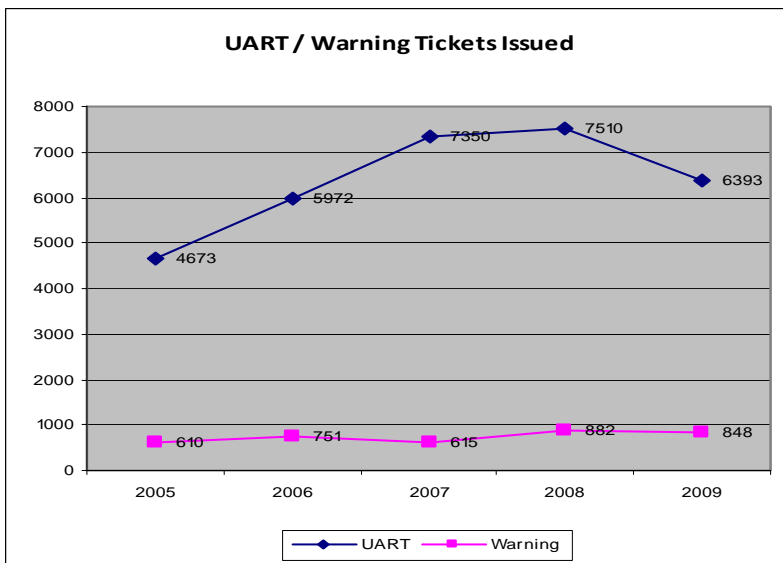


The Department continues its emphasis on impaired driver enforcement. Our DUI arrests this year were the same as 2008 – 166 arrests.

Many of our DUI patrols were funded by various grants from the Illinois Department of Transportation and the Kane County DUI Task Force.



Traffic crashes decreased by 80 for a total of 421. This number includes both private property crashes and those that occur on public roadways. This represents a 16% decrease from 2008.

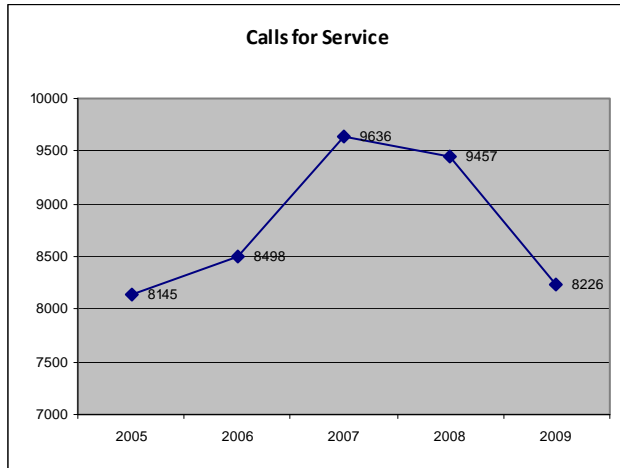


Traffic citations (UART) decreased 14.9% last year. Written warnings decreased by 3.9%.

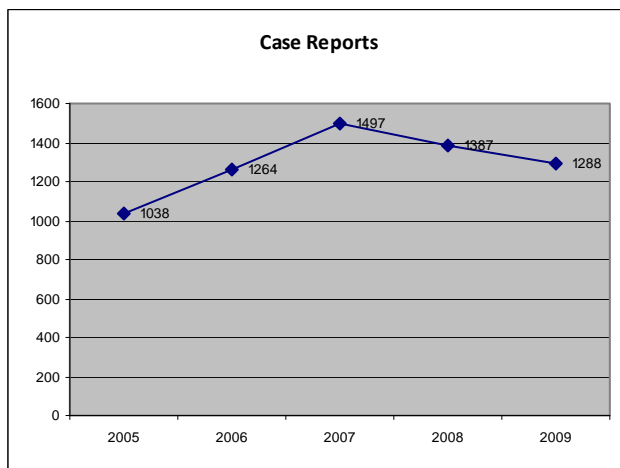
Officers conducted 106 separate traffic enforcement details throughout the village in response to citizen complaints. The most common complaint was for speeding.



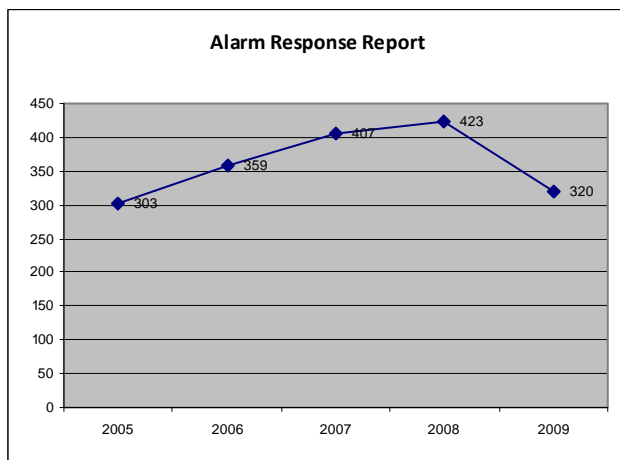
CALLS FOR SERVICE / CASE REPORTS / ALARM RESPONSE



The North Aurora Police Department responded to 8,226 calls for service this past year. This number represents a 13% decrease from 2008.



Case reports taken dropped 99 reports from 2008. This represents a 7.1% decrease from last year.

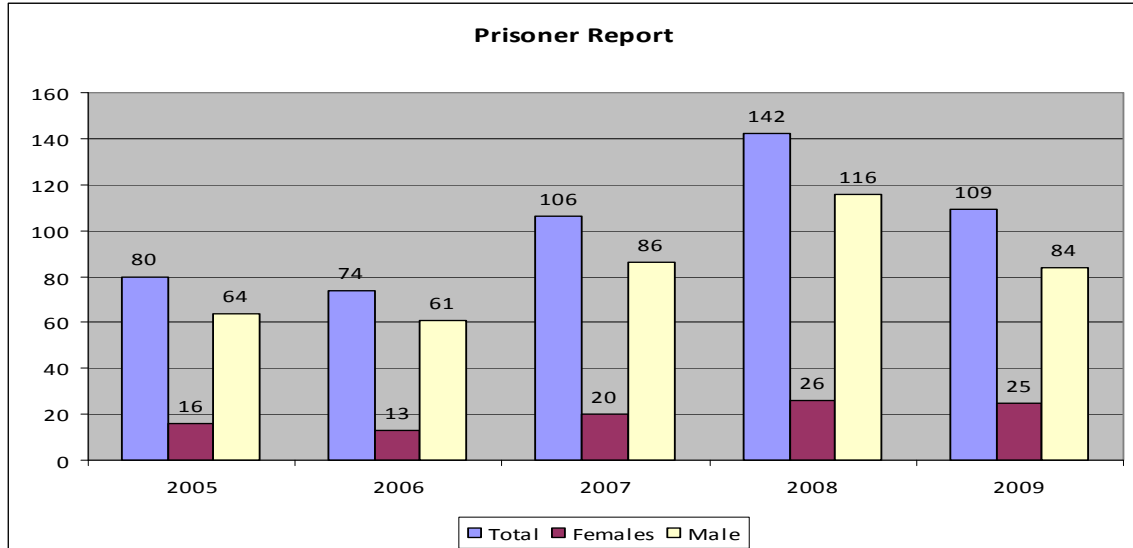


In 2009, there were 320 alarm calls. There were no "true" alarms in 2009. Of the 364 calls, 102 were chargeable under our current ordinance. This represents a 24.3% decrease from 2008.

In 2009 we collected approximately \$4,700.00 in false alarm fees.

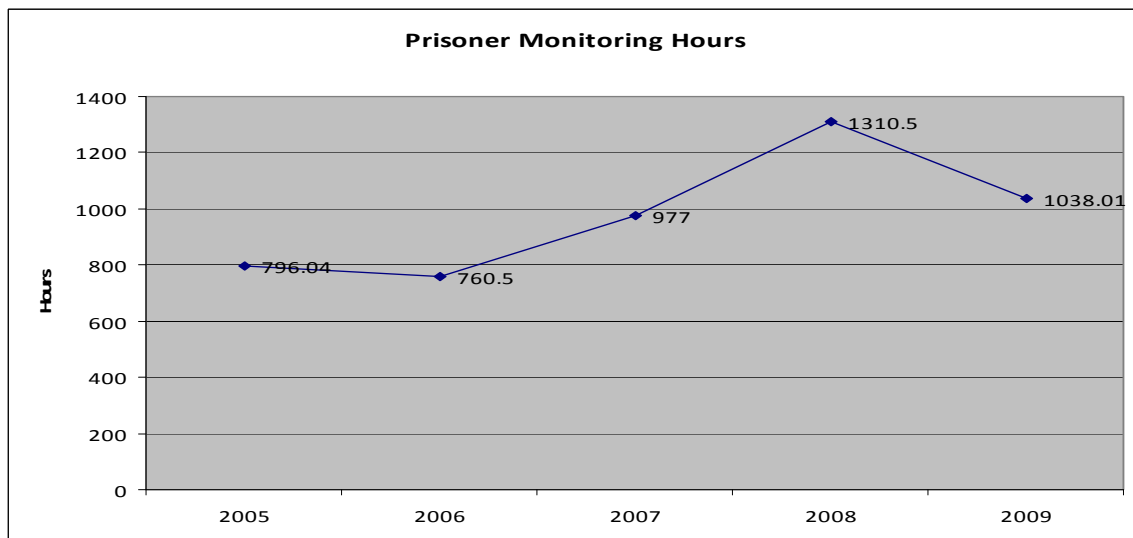


PRISONERS HELD



In 2009 the Department was required to temporarily house 109 adult prisoners in our holding facilities. This number only represents the number of individuals that were required to be held for a period of time long enough to place them into a holding cell. Officers do not place prisoners into cells if they have bond with them or can obtain it in a reasonable amount of time.

Juvenile arrests are not included in this figure since the North Aurora Police Department does not have suitable juvenile holding facilities. Juveniles are either released to the parents or immediately transported to the Kane County Juvenile Justice Center.



Prisoners are normally monitored by civilian personnel. In the event no civilians are available, officers are then utilized for this purpose. In 2009, civilian staff (part-time jailers) monitored prisoners 364.75 hours, police clerks monitored them for 652.35 hours and officers worked the jail a total of 21 hours. Prisoners were present in our lock-up for 1,038.1 hours in 2009. This represents a 20.8% decrease over 2008.



INVESTIGATIONS

Investigators are primarily responsible for follow-up work on cases assigned to them, to assist patrol officers with preliminary investigations when requested, and to collect and process evidence at crime scenes. The following are highlights of the accomplishments of the Investigations Division in 2009:

- In February of 2009 a warrant was issued for Jose Ortiz formerly of the 200 blk. of Linn Ct. Ortiz was a suspect in string of residential burglaries that occurred on the east side of town from November 2008 until February 2009. Ortiz and a possible co-defendant fled North Aurora prior to the warrant being issued. Evidence is still being processed at the Illinois State Police Crime Lab and additional suspects may be charged.
- In September 2009 patrol officers responded to a burglary in progress in the 600 blk. of Western. Officers entered the residence and found several marijuana plants growing inside. Investigators were called to the scene and obtained a search warrant for the premises. 27 plants were found inside the residence along with 19 ounces of finished cannabis product. In addition the suspect was also growing psychedelic mushrooms in the residence. Suspect was charged and is awaiting trial.
- In September 2009 investigations received a call from Discover Financial Credit Card Services. Discover informed us that residents at an address in the 600 blk. of Chesterfield were possibly falsifying credit card applications to obtain credit cards. A joint investigation was opened between NAPD and the U.S. Postal Inspectors Office. In October, search warrants were executed at two locations - one at the residence in North Aurora and the second at a co-conspirators residence in Aurora. The Investigation uncovered that the two suspects living in North Aurora had applied and obtained hundreds of credit cards using false names and social security numbers. Both suspects were interviewed by NAPD investigations and admitted their involvement, but due to the complexity of this case charges have not been filed as of this date but are expected within the next month.

The following is a summary of the Investigations Division results:

	<u>2005</u>	<u>2006</u>	<u>2007</u>	<u>2008</u>	<u>2009</u>
Total Investigations Caseload for year	204	207	254	221	236
<u>Final dispositions assigned:</u>					
Cleared	32	48	73	57	61
<i>Arrest, Referral to outside agency, or missing person found</i>	17.9%	26.2%	32.9%	31.3%	28.6%
Exceptionally Cleared	28	41	25	39	51
<i>Victim refused to cooperate or Prosecution declined</i>	15.6%	22.4%	11.3%	21.4%	23.9%
Unfounded	8	21	16	20	22
<i>No crime occurred within NAPD jurisdiction</i>	4.5%	11.5%	7.2%	11.0%	10.3%
Administratively Closed	111	73	108	66	79
<i>Insufficient leads</i>	62.0%	39.9%	48.6%	36.3%	37.1%
Total final dispositions	179	183	222	182	213
<u>Cases still in progress</u>	25	24	32	39	23
<i>Open, On Hold, or Suspended</i>					



CRIME PREVENTION / COMMUNITY POLICING

We believe that the best way to prevent crime is to promote public awareness of crime risks and the actions that individual citizens can take to reduce or remove those risks. In keeping with this philosophy, we offer the following highlights from our 2009 crime prevention activities:

On-Going Programs

C.O.P. (Community On-Line Patrol) BYTES Program. This program continues to be a good resource for communication between residents and the department. It is so popular that we added it to the Village website. This program offers information on what crimes are occurring in each district, along with some crime prevention tips. It also lists information on local school and community events. Each week additional residents subscribe to this service.

Too Good For Drugs. This program was investigated to determine if it would fulfill our needs more effectively than the DARE program we once taught. This is the second school year we've taught this program with great success. The benefit of this program is that it builds five essential life skills: goal setting, decision making, bonding with pro-social others, identifying and managing emotions, and communicating effectively. The program also teaches the harmful effects of drugs and effectively builds a strong rapport between our officers and students. It's taught to the 5th grade students at Fearn, Goodwin and Schneider Schools. Program success is measured through a pre and post test. We receive good feedback concerning this program from parents, teachers and students.

Neighborhood Watch. Over 831 North Aurora households in 43 separate areas are currently involved with Neighborhood Watch.

National Night Out. Each year we promote this program as a way for neighbors to go outside and get involved with each other. Every year we attempt to have McGruff and the district officer stop by neighborhoods that have requested an appearance. We show off our equipment and interact with anyone present.

Southern Kane County TRIAD. This cooperative effort between law enforcement, social agencies and senior citizens groups provides a bridge between Kane County criminal justice agencies as we work together to reduce victimization of senior citizens. Through TRIAD, we provided safety presentations and a training session on medical waste disposal. This program was aimed at how to safely dispose of expired or unused medication.

Child Safety Seat Inspections. In 2009 the North Aurora Police Department had 7 Certified Child Safety Seat Technicians to assist our residents and others with the proper installation of their automotive child seats. We do installations by appointment throughout the year and held our annual North Aurora Days installation event. In 2009 we installed a total of 136 child safety seats.

Child Safety Identification Cards. In 2009 we partnered with the Kane County Sheriff's Department to offer free Child Safety IDs to all interested parents during our Child Safety Seat event held during North Aurora Day's. Over 180 Child Identification Cards were made and distributed during a 3-hour period.

School Fun Fairs. Approximately 1,000 North Aurora residents visited our fast pitch speed booth to show off their pitching skill, pick up free crime prevention literature and interact with officers. We participate at all 3 of our public elementary schools.



CRIME PREVENTION / COMMUNITY POLICING

Kane County Safe Kids. In 2009 we continued our involvement with this program. This program's goal is to make children safer through educational presentations dealing with gun safety, fire safety, stranger safety, playground safety, shopping cart safety and pool safety. Throughout the year we participated in several events that included child safety seat inspections and child safety identification cards.

Police Department Tours. By providing tours of the police station to school groups, Cub and Girl Scout troops, and various other organizations we provide them with information on crime prevention and safety.

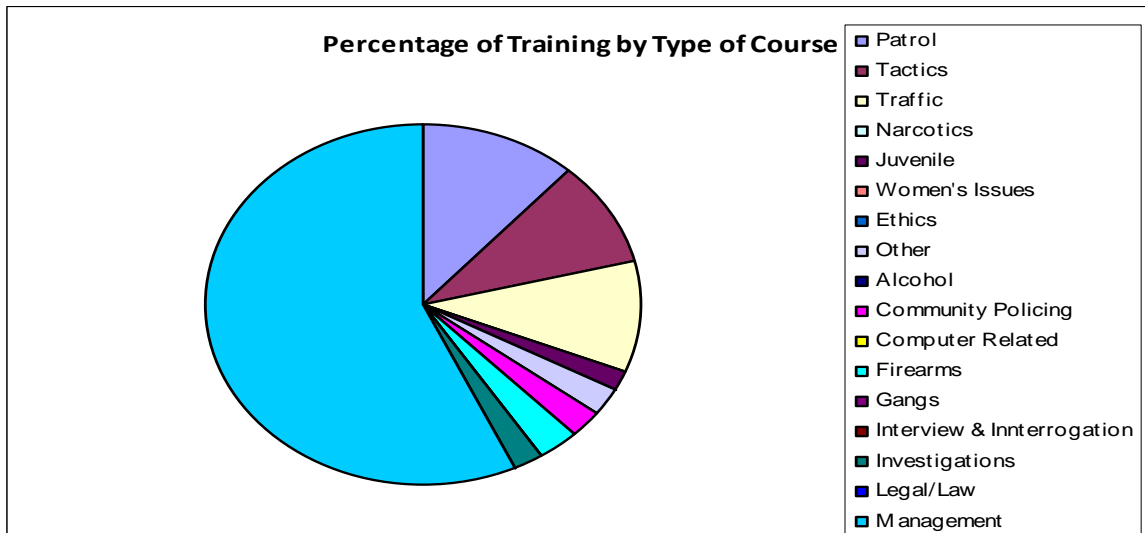
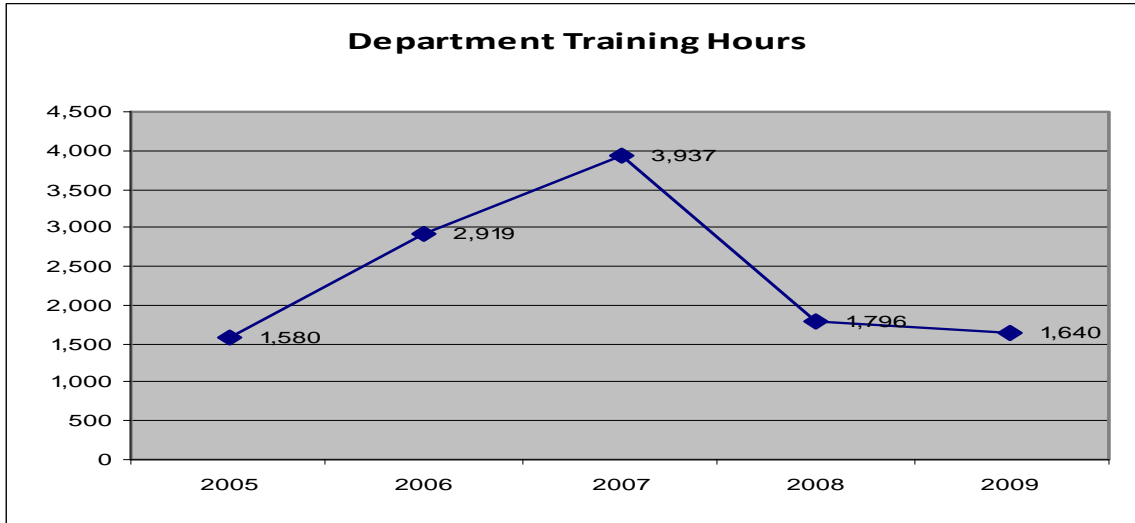
Landlord Agreements. We continue to maintain and expand this program. By working with landlords to identify problem tenants we can eliminate the criminal activity from ever occurring.

Presentations. Each year we receive many requests for customized presentations at our local schools, day care centers and various other businesses. These presentations allow us to build rapport with these various agencies/businesses.

Home Security Surveys. We continue to provide this service to our residents. This Crime Prevention Through Environmental Design (CPTED) survey includes touring the resident's property, checking windows, doors, locks and lighting. We offer tips to make the home safer and to reduce the risk of crime happening at their home.



TRAINING



During 2009, full-time employees received 1,640 hours of training. This comes out to an average of 56.90 hours per employee. Each month, every officer completes a police law computer based training session. Periodic in-house firearms training and qualifications are not included in these figures.

In 2008, the department started a career development program which assists officers in meeting their long-term goals within the department. By doing this, the department can make sure officers are getting the continuous training needed to keep up to date for their assigned duties, and we can use our training dollars much more efficiently.

In 2009, all officers were certified in CPR. Officers also attended several hours of in-house defensive tactics training.



GRANTS / FEES RECEIVED

Grant Funds Obtained	Amount Received
Department of Justice	\$910.00
Highway Safety Project -- IDOT	\$5,552.37
Highway Safety Project -- IDOT	\$3,331.26
Highway Safety Project -- IDOT	\$6,915.54
Highway Safety Project -- IDOT	\$4,299.71
Highway Safety Project -- IDOT	\$3,229.71
Highway Safety Project -- IDOT	\$2,792.58
Dept. of Homeland Security / FEMA - Equipment	\$8,000.00
Highway Safety Project -- IDOT	\$3,138.51
Kane County DUI Task Force	\$3,500.00
Il Criminal Justice Info Authority	\$25,000.00
Kane County DUI Task Force	\$3,500.00
Kane County DUI Task Force	\$3,000.00
Highway Safety Project -- IDOT	\$2,467.26
Highway Safety Project -- IDOT	\$3,123.55
Total	<u>\$78,760.49</u>

The above amount represents unanticipated grant funds awarded through-out the year.

Type	Price Per Hour	# Hrs. Worked	Amount Received
Service Pay	\$5.10	1681.33	\$8,574.78
Truck Permits			\$4,400.00
Commercial Vehicle Relocator Permits			\$625.00
Alarm Fees			\$4,700.00
District 129 reimbursement			\$30,953.50
Total			<u>\$49,253.28</u>

Service Pay -- Our officers work "extra-duty" jobs at various businesses in town that have demonstrated a specific security need. The village charges a 12% fee to administer this program.

Truck Permits -- This figure represents the amount of money we received in 2009 for truck permits. We are owed \$7,875.00 from various businesses that have not paid. We are seeking relief via the courts against those businesses.

Alarm Fees -- This figure represents the amount of money received for too many alarm calls at a specific address.

School District 129 reimburses the Village for 50% of the wages for Ofc. Ithal during the school year, and the total cost of the crossing guard located at Oak St. and Juniper Dr.



SWORN OFFICERS - HOURS WORKED BREAKDOWN

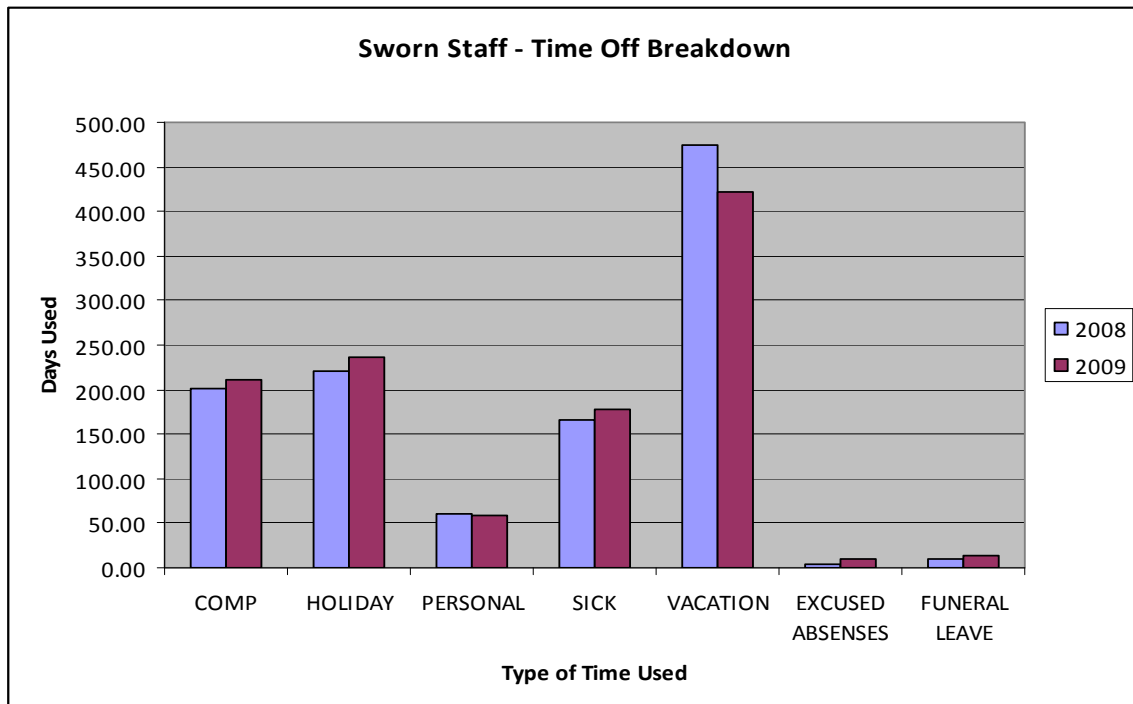
Employees receive time off their normal work schedule via benefits given through the Village of North Aurora employee handbook or from an organized labor contract. Time off can be normally scheduled days off, vacation, holidays, sick, personal days, excused absence or funeral leave.

The table below shows the total number of days used by our sworn staff in the last two years.

	Total Days Used 2008	Total Days Used 2009	Days Difference	Percent Change
COMP	201.94	211.63	9.69	4.80%
HOLIDAY	221.22	235.94	14.72	6.66%
PERSONAL	60.50	58.25	-2.25	-3.72%
SICK	165.13	178.31	13.19	7.99%
VACATION	474.98	421.50	-53.49	-11.26%
EXCUSED ABSENSES	3.88	9.00	5.13	132.26%
FUNERAL LEAVE	10.00	13.00	3.00	30.00%
	1,137.64	1,127.62	-10.01	-0.88%

Note that in 2008 we had 30 sworn staff and in 2009 we had 29. Because we had fewer officers in 2009 the number of days off was less, but the total used per officer actually went up 7.07 hours.

The chart below graphically demonstrates time off usage.





OVERTIME PAY

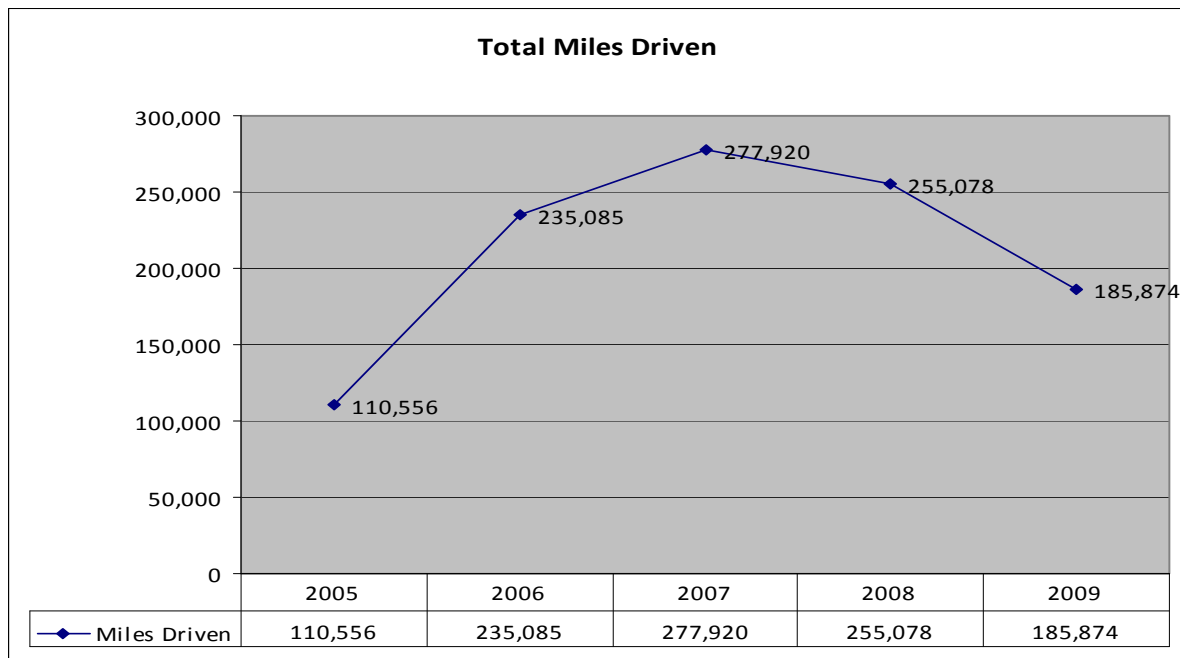
Overtime Category	2008	2009	% Change
Traffic - DUI Grant	\$23,704.25	\$38,101.20	37.79%
Traffic -- Seatbelt Grant	\$20,248.13	\$15,540.78	-30.29%
Mutual Aid - ILEAS	\$5,233.44	\$3,720.39	-40.67%
Patrol - Late call	\$14,904.17	\$12,815.70	-16.30%
Investigation - General	\$12,344.18	\$4,363.95	-182.87%
Investigation - Major	\$10,722.93	\$279.45	-3737.16%
Sick time Coverage	\$9,153.17	\$9,428.75	2.92%
Patrol - Supervisor called	\$6,792.86	\$10,380.20	34.56%
North Aurora Days	\$7,530.58	\$7,091.92	-6.19%
Administrative	\$5,082.33	\$2,384.10	-113.18%
Planned Event - Non- NA Days	\$3,798.88	\$3,091.32	-22.89%
Sick time injury coverage	\$3,012.62	\$786.84	-282.88%
Training - In house instructor	\$2,683.57	\$4,293.27	37.49%
Jailer Duty - Officer/Clerk	\$2,251.57	\$964.89	-133.35%
Training - Firearms	\$2,449.44	\$11,323.96	78.37%
Mutual Aid - KCART	\$2,227.35	\$2,394.60	6.98%
Employee Time Off coverage	\$2,427.15	\$2,285.94	-6.18%
Training - Outside instructor	\$2,101.07	\$1,358.45	-54.67%
Sick Time FMEL	\$1,274.76	\$2,815.65	54.73%
Training - Administrative	\$1,108.09	\$274.28	-304.00%
Funeral Leave	\$1,160.04	\$0.00	N/A
Workers Comp Coverage	\$1,187.04	\$978.00	-21.37%
Clerk - OT	\$777.58	\$1,688.05	53.94%
Evidence & Property Room duties	\$860.52	\$0.00	N/A
Traffic Accident Reconstruction	\$720.56	\$378.98	-90.13%
Mutual Aid - KCMCTF	\$440.10	\$0.00	N/A
Community Service	\$323.84	\$195.60	-65.56%
Overtime - Non-specific	\$190.65	\$960.62	80.15%
Squad Maintenance	\$97.80	\$122.25	20.00%
Training - Field Training	\$74.52	\$0.00	N/A
Patrol - directed patrol detail	\$48.90	\$1,252.91	96.10%
Employee Separation	\$0.00	\$478.32	100.00%
Recruitment / Police Commission	\$0.00	\$2,207.04	100.00%
	<u>\$144,932.09</u>	<u>\$141,957.41</u>	-2.10%
O/T minus grant reimbursements	\$95,746.27	\$84,595.04	-13.18%
	\$ difference from 2008	-\$11,151.23	

Categories that are highlighted in yellow represent monies reimbursed via grants or other programs.



FLEET INFORMATION

Vehicle Number	Vehicle Year	Vehicle	Vehicle Assignment
60	2002	KUSTOM SIGNALS SMART TRAILER	Traffic
61	2008	FORD CROWN VICTORIA	Chief of Police
62	2010	FORD ESCAPE HYBRID	Lieutenant
63	2003	CHEVROLET IMPALA	Admin Sergeant
64	2007	MERCURY MONTEGO	Investigations
65	2006	FORD EXPLORER	Investigations
66	2008	FORD CROWN VICTORIA	Traffic
67	2001	FORD CROWN VICTORIA	Investigations
68	2008	DODGE CARAVAN	Crime Prevention
69	2007	FORD EXPEDITION	Traffic
70	2009	FORD CROWN VICTORIA	Patrol
71	2009	FORD CROWN VICTORIA	Patrol
72	2010	FORD CROWN VICTORIA	Patrol
73	2009	CHEVROLET TAHOE	Patrol - Sergeant
74	2008	FORD CROWN VICTORIA	Patrol
75	2010	FORD CROWN VICTORIA	Patrol
76	2009	FORD CROWN VICTORIA	Patrol
77	2008	FORD CROWN VICTORIA	Patrol
78	2010	FORD CROWN VICTORIA	Patrol
81	2001	Toyota Celica GT-S	Investigations





AWARDS & RECOGNITIONS

Department Commendations

Officer Kathryn Puscas
Officer Greg Manko
Officer Mark Shillair
Officer Randal Voss
Officer Chris Joswick
Officer Dan Cyko
Officer Dave Parr
Investigator Paul Dilley
Officer Robyn Stecklein (2)
Officer John Kerlin (4)
Investigator Joseph Gorski
Officer Joseph Norris
Officer Michael Quinn
Officer Ryan Hooper
Sergeant David Summer
Sergeant Joseph DeLeo
Sergeant Travis Foltz
Sergeant Steve Van Loan

Letters of Appreciation

Officer Kathryn Puscas (2)
Officer Douglas Kitner (4)
Officer Ryan McKiness
Officer Greg Manko (2)
Officer Mark Swoboda (2)
Officer Randall Voss (2)
Officer Sean McCoy (2)
Officer Kristen Lohrstorfer (3)
Officer John Ithal (3)
Officer Dan Cyko (4)
Officer Dave Parr
Investigator Paul Dilley
Officer Robyn Stecklein (2)
Officer Paul Ivanyi
Investigator Joseph Gorski
Officer Bradley Brown (3)
Officer Joseph Norris (2)
Sergeant David Summer
Sergeant Joseph DeLeo
Sergeant Travis Foltz (6)

North Aurora Lions Club Officer of the Year

Sergeant Joseph DeLeo

North Aurora Lion's Club Lion of the Year

Officer Robyn Stecklein

Alliance Against Intoxicated Motorists Awards

Officer John Kerlin
Officer Chris Joswick
Officer Mark Shillair
Officer Ryan Hooper

Perfect Attendance Awards

Investigator Joseph Gorski
Officer John Ithal
Investigator Paul Dilley
Officer Greg Manko
Chief Thomas Fetzter
Clerk Diane Smith